

AMERISTEP'S FIELDHOUSE BLIND Set Up Instructions

WARNING!

The Fieldhouse Blind is constructed of rigid spring steel. Open with extreme caution! Hold away from your body to prevent injury.

Included with your Fieldhouse Blind are 2 sets of stakes, one set if for loose ground (plastic) and the other for frozen ground (metal)

Follow Fig. 1 when staking Fieldhouse to the ground.

Note: Do not leave Fieldhouse set up for extended periods of time, as it may result in premature wear.

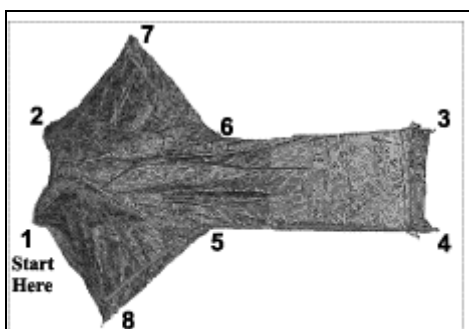



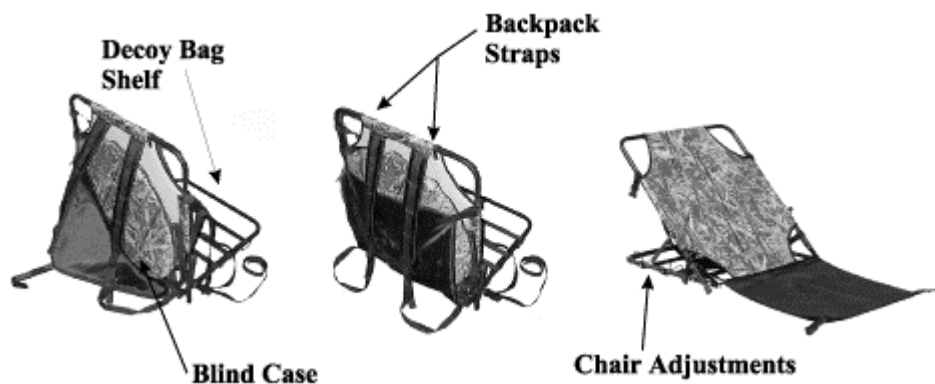
Fig. 1
When staking #3 & 4, be sure to stretch the blind until it is tight, this will prevent wind flap.



Fig. 2
After staking #9 & 10, sit in the blind and proceed to Fig. 3.



Fig. 3
To close, fasten the two velcro closures together letting the rip-cord tail hang inside the blind. Velcro the mesh to the framework for total concealment.

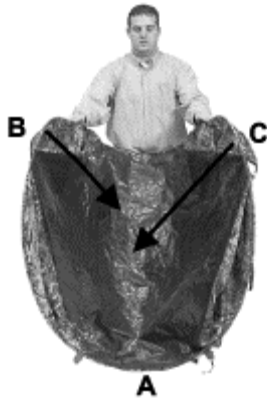


Locking The Decoy Bag Shelf

Lock the metal arm over the rivet on each side of the shelf. Secure your decoy bag to the frame with the 2 adjustable straps on the back of the chair.

AMERISTEP'S
FIELDHOUSE BLIND
Fold Down Instructions

Overlap all loose material onto the spring steel section
Then, follow the instructions below:



STEP 1:
Lift the sides of the framework
while pressing the front (A) to
the ground.



STEP 2:
Overlap (B) and (C).



STEP 3:
Be sure that all framework
overlaps, then tuck excess
material into the folded blind
so it fits in the carry case.

- **IMPORTANT!**
The Fieldhouse Blind is constructed of rigid spring steel. When removing the Fieldhouse Blind from it's carrying case, **STAND BACK** to prevent possible injury! If you have any questions regarding the use of this product, contact or E-mail [Ameristep](mailto:info@ameristep.com) BEFORE using:
- **BEFORE** storing your Fieldhouse Blind, make sure that it is **COMPLETELY DRY** and all dirt and mud is cleaned from the inside.
- **Note:** Do not leave Fieldhouse set up for extended periods of time, as it may result in premature wear.

Ameristep, Inc.
901 Tacoma Ct.
Clio, MI 48420
810-686-4035

www.ameristep.com